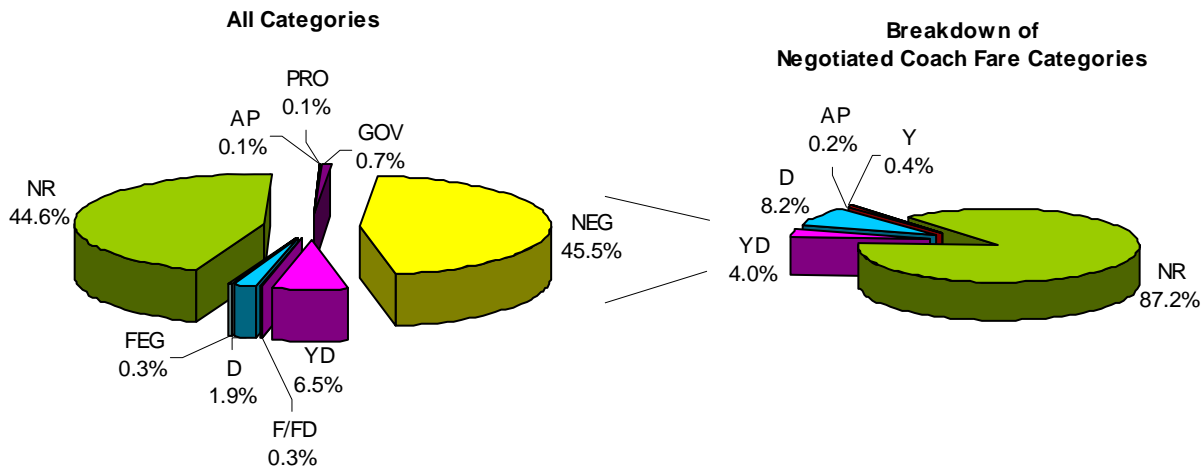


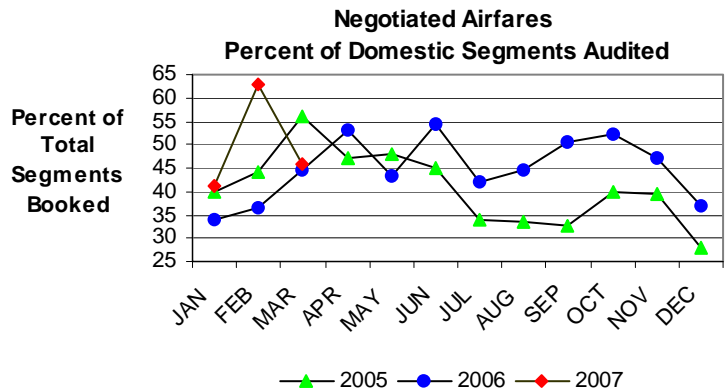
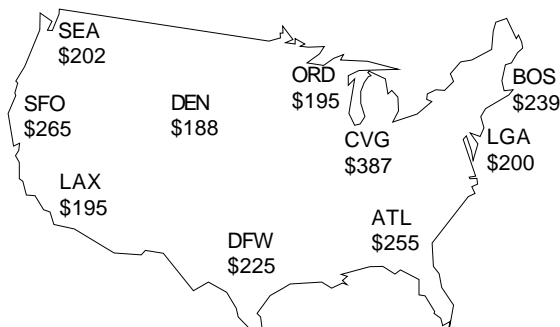
Trends reported in the *Monthly Airfare Index* are extracted from the Topaz International, Ltd., National Airfare Audit Database. These statistics represent travel trends and are typically used for comparative benchmarking. Full analysis can be obtained by subscribing to the quarterly *Topaz Travel Report*.

<p><b>↓ Average Cost Per Domestic PNR</b></p> <table border="0"> <tr><td>February</td><td>\$ 463</td></tr> <tr><td>March</td><td>\$ 440</td></tr> <tr><td>Year to Date</td><td>\$ 462</td></tr> </table>	February	\$ 463	March	\$ 440	Year to Date	\$ 462	<p><b>↓ Average Cost Per Domestic Segment</b></p> <table border="0"> <tr><td>February</td><td>\$ 226</td></tr> <tr><td>March</td><td>\$ 223</td></tr> <tr><td>Year to Date</td><td>\$ 225</td></tr> </table>	February	\$ 226	March	\$ 223	Year to Date	\$ 225	<p><b>↑ Average Cost Per Domestic Mile</b></p> <table border="0"> <tr><td>February</td><td>\$0.22</td></tr> <tr><td>March</td><td>\$0.23</td></tr> <tr><td>Year to Date</td><td>\$0.24</td></tr> </table>	February	\$0.22	March	\$0.23	Year to Date	\$0.24
February	\$ 463																			
March	\$ 440																			
Year to Date	\$ 462																			
February	\$ 226																			
March	\$ 223																			
Year to Date	\$ 225																			
February	\$0.22																			
March	\$0.23																			
Year to Date	\$0.24																			
<p><b>↑ Average Cost Per International PNR</b></p> <table border="0"> <tr><td>February</td><td>\$3,086</td></tr> <tr><td>March</td><td>\$3,513</td></tr> <tr><td>Year to Date</td><td>\$3,653</td></tr> </table>	February	\$3,086	March	\$3,513	Year to Date	\$3,653	<p><b>↑ Average Cost Per International Segment</b></p> <table border="0"> <tr><td>February</td><td>\$1,348</td></tr> <tr><td>March</td><td>\$1,601</td></tr> <tr><td>Year to Date</td><td>\$1,566</td></tr> </table>	February	\$1,348	March	\$1,601	Year to Date	\$1,566	<p><b>↑ Average Cost Per International Mile</b></p> <table border="0"> <tr><td>February</td><td>\$0.37</td></tr> <tr><td>March</td><td>\$0.38</td></tr> <tr><td>Year to Date</td><td>\$0.37</td></tr> </table>	February	\$0.37	March	\$0.38	Year to Date	\$0.37
February	\$3,086																			
March	\$3,513																			
Year to Date	\$3,653																			
February	\$1,348																			
March	\$1,601																			
Year to Date	\$1,566																			
February	\$0.37																			
March	\$0.38																			
Year to Date	\$0.37																			

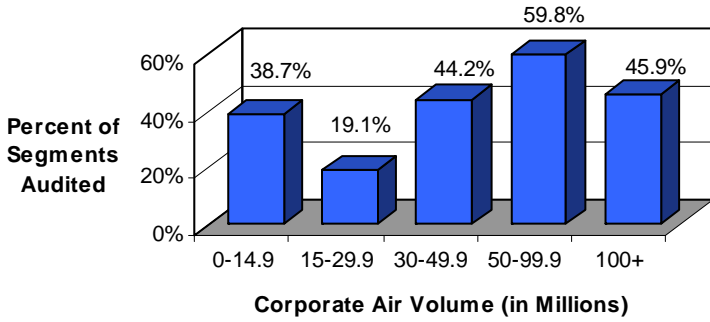
### PNR Profile Percent of Domestic Segments Audited



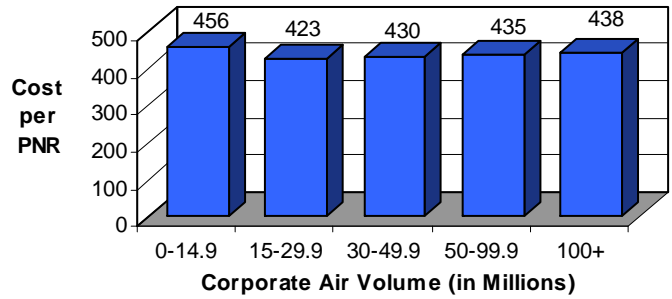
### Average Cost per Domestic Segment by Airport (Incoming/Outgoing Air Travel)



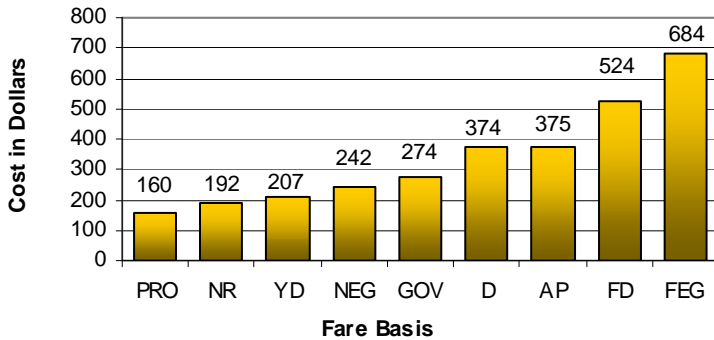
**Negotiated Airfares by Corporate Air Volume**  
Percent of Domestic Segments Audited



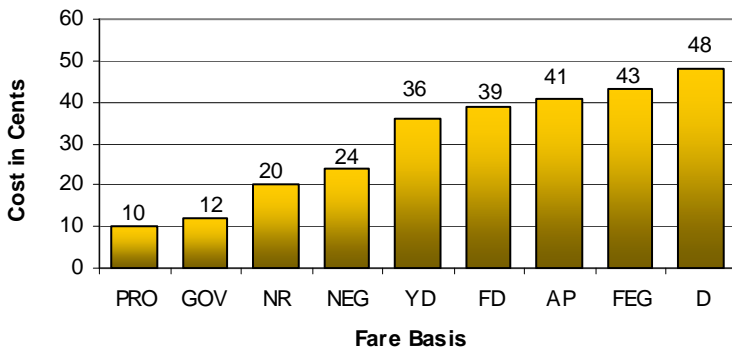
**Corporate Air Volume**  
Average Cost per Domestic PNR



**Domestic Cost Per Segment by Airfare Category**



**Domestic Cost per Mile by Airfare Category**



**Definitions**

- AP Advance purchase fare, no penalties
  - BEG Business class negotiated
  - C Business class
  - D Unrestricted capacity controlled discount
  - F First class
  - FD Discounted first class
  - FEG First class negotiated
  - GOV Government fare
  - NEG Negotiated fare
  - NR Non-refundable
  - PP Advance purchase, partial penalty
  - PRO Promotional fare
  - Y Full coach fare
  - YD Discounted coach
- 
- PNR Passenger Name Record - may include multiple tickets
  - Segment The origin/destination cities at which the fare is broken

The *Monthly Airfare Index* consists of twelve monthly reports. Subscribers include financial, administrative and purchasing executives responsible for managing the expense of air travel, travel agencies serving the business traveler, airlines, and travel accounts.

Copyright © 2007 Topaz International, Ltd. No part of this publication may be reproduced in any form without written permission from the publisher.

Subscriptions:

\$120.00 - 1 year, if mailed in the United States or Canada.  
\$150.00 - 1 year, if mailed internationally.

Back issues of the monthly reports are available to current subscribers for \$10.00 each. To order, send or FAX request to:

TOPAZ Publications  
PO Box 3185  
Tualatin, OR 97062-3185  
Phone (503) 651-4300  
FAX (503) 328-9280

*Please advise of address changes.*  
*Bradley Seitz, Publisher*  
*Michele Simon, Editor*